

Christmas Brochure 2025





**We do Christmas.
You do Business.**

Contents

Why phs Greenleaf?	04
Christmas tree rental	05
Our Christmas Tree Range	06
Luxury Range	07
Designer & Trend Range	11 - 14
Prostate Cancer UK Bauble	15
Christmoss Tree	16
Traditional Range	17 - 24
Tree Sizing Guide	25
Finishing Touches	26
Christmas Lighting	27
Bespoke & Tis the season of senses	28
Gritting Services	29
Contact	29



Why phs Greenleaf?

phs Greenleaf has over 25 years of experience in the supply and installation of Christmas trees for commercial businesses across the whole of the UK.

Real trees available up to 30ft, nationwide service, various sizes to choose from, matching accessories available, delivery and installation included and expert technicians and design team.



Delivery and collection of Christmas trees is scheduled geographically, helping to minimise the environmental impact of service vehicles.



All trees are supplied with LED lights. These lights are highly energy efficient and use less electricity than traditional bulbs.



phs Greenleaf is undergoing a major sustainability review, focussed on achieving ISO14001 status and encouraging green.



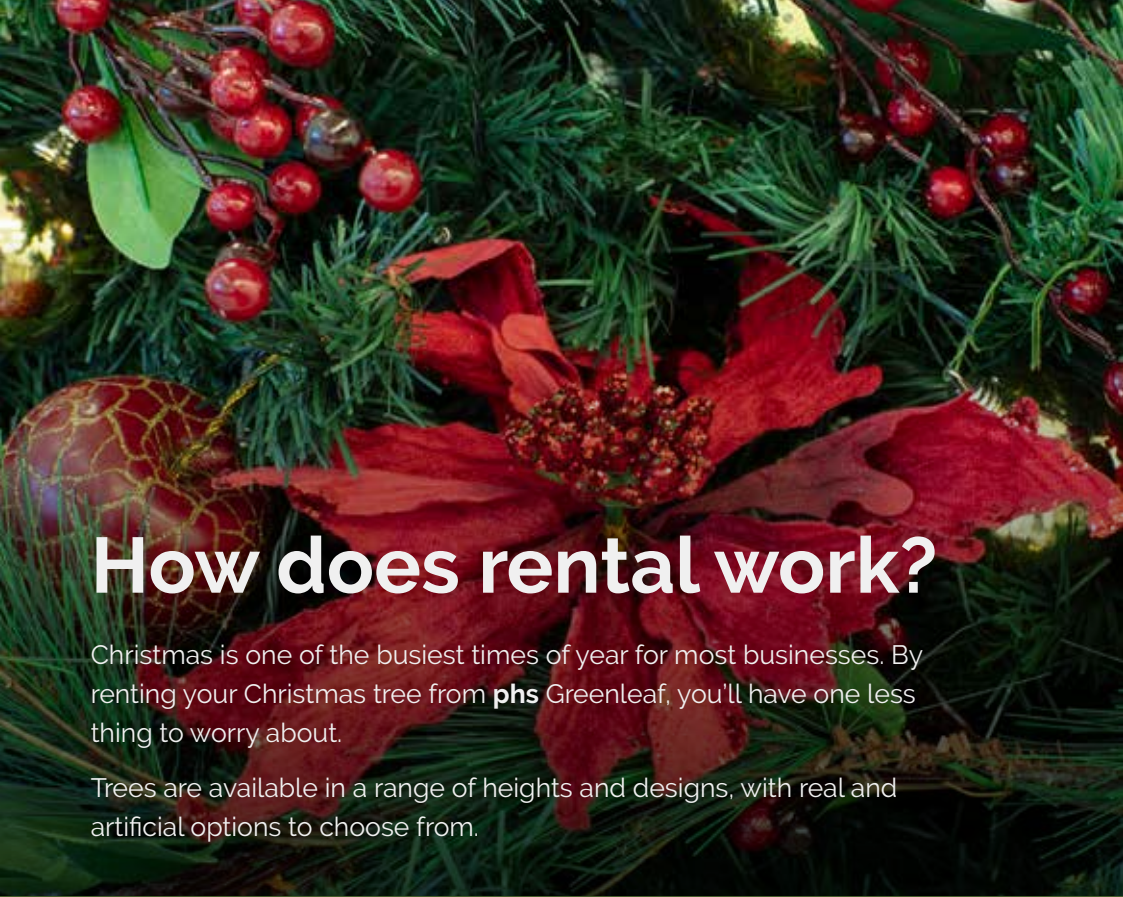
For every real Christmas tree rented from **phs** Greenleaf, one new tree will be planted. Ensuring Christmas trees are sustainably supplied.



After Christmas, artificial trees are returned to the **phs** Greenleaf depot, where they are thoroughly cleaned and refurbished for reuse.



By renting Christmas trees from **phs** Greenleaf, you can help boost the sustainability credentials of your business.



How does rental work?

Christmas is one of the busiest times of year for most businesses. By renting your Christmas tree from **phs** Greenleaf, you'll have one less thing to worry about.

Trees are available in a range of heights and designs, with real and artificial options to choose from.

Rental packages include:



A fully decorated Christmas tree with LED lights



Delivery, installation and post-Christmas pick up

How does Christmas tree rental work?

Renting a Christmas tree is an easy and convenient way to bring the Christmas spirit to your premises.

You won't have to worry about decorating the tree, or where to store it for the rest of the year. Christmas experts from **phs** Greenleaf will do all the work for you.



Step 1:

Choose from one of our show stopping tree designs, or work with an interior designer to create a bespoke tree design.



Step 2:

Add matching accessories to brighten up the whole of your premises.



Step 3:

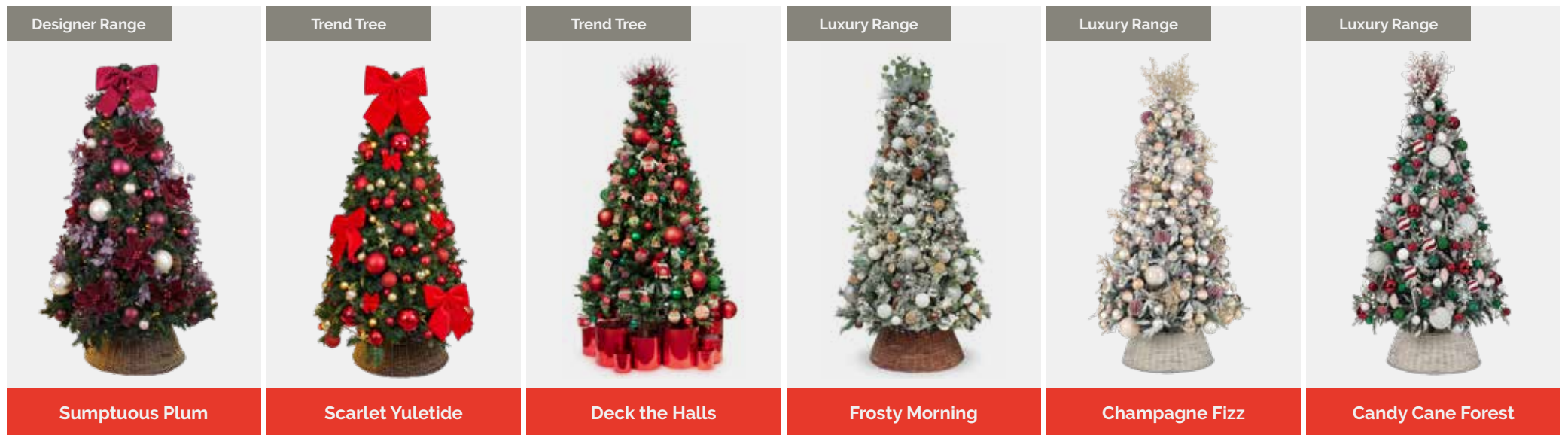

Your tree will be installed and set-up in your chosen location as part of the rental service.



Step 4:

Once Christmas is over, **phs** Greenleaf technicians will come back to take down and collect your tree.

Our Christmas Tree Range



Luxury Christmas trees

Embrace the extravagance of Christmas...



Luxury Range Sizes
2.1m | 3.0m | 3.6m



Wicker Tree Skirt

Only available on the luxury range for 2.1m trees



Frosty Morning



1m tabletop tree



0.6m wreath



Desk Floral



2.7 garland



All trees come with
energy efficient LED lights



Luxury Christmas Tree

Champagne Fizz



1m tabletop tree



0.6m wreath



Desk Floral



2.7m garland



All trees come with
energy efficient LED lights



Luxury Christmas Tree

Candy Cane Forest



1m tabletop tree



0.6m wreath



Desk Floral



2.7 garland



All trees come with
energy efficient LED lights



Designer Christmas trees

The team at Greenleaf work tirelessly throughout the year to develop trendsetting Christmas trees, combining meticulous research, innovative design, and customer feedback to ensure each design embodies the latest styles and festive charm for the upcoming holiday season.



Designer Christmas Tree

New for 2025!

Sumptuous Plum

When we think of Christmas, it's the rich traditions that come to mind - plum pudding, mulled wine, and the perfect bow on a beautifully wrapped gift. Our design team created the **Sumptuous Plum** to embody that festive indulgence. Deep, luxurious burgundy tones evoke warmth and elegance, while a striking statement bow adds the perfect finishing flourish. With 1,000 twinkling lights for a magical glow and finished with a rustic wicker skirt, this tree brings timeless sophistication to any space.



All trees come with
energy efficient LED lights



Replica tree



Size: 2.1m

Trend Tree

Limited Edition

Scarlet Yuletide

Bows are back - and bolder than ever. Embrace one of this year's top trends with our **Scarlet Yuletide**, a tree that's both timeless and on-trend. Featuring classic red and gold decorations with oversized statement bows, this design brings classic with a fashionable twist. Add a touch of tradition and a pop of trend to your workspace this Christmas with the vibrant and bold Scarlet Yuletide.



All trees come with
energy efficient LED lights



Replica tree



Size: 2.1m

Trend Tree

Limited Edition

Deck the Halls

Our Deck the Halls tree, is inspired by the fun and warmth of Christmas Jumper Day. This festive tree features charming knitted decorations, including jumpers, stockings, and baubles, bringing cosy festive cheer to your place of work or business.



2.7 garland



All trees come with
energy efficient LED lights



Replica tree



Size: 2.1m

Make this Christmas extra special with the **gift of giving**

At **phs** Greenleaf, we believe in the power of giving, especially during the festive season. This year, we are delighted to introduce our Limited edition **Prostate Cancer UK Bauble**, each priced at just **£10**.



**PROSTATE
CANCER UK**



Group

HELPING MEN LIVE WELL

What sets them apart?

Every single penny from the sale of these baubles will be **channelled directly to Prostate Cancer UK**, the leading men's health charity in the UK, dedicated to combating the most prevalent cancer among men.



Christmoss TreeTM

Experience the magic of the festive period with the Christmoss Tree by **phs** Greenleaf - a space-saving marvel designed to bring festive joy to any area. The distinctive Christmoss tree is the perfect solution for maximising limited space while still spreading holiday cheer.



The 360 Tree



The Bare Tree



The Single Sided Tree

All trees are available 0.6m (tabletop), 1.8m, 2.1m, 2.4m, 2.7m and 3m.

Traditional Christmas trees

Sophisticated trees designed to give you a sentimental feeling...



Available as real or artificial trees



Traditional Range Sizes
2.1m | 3.0m | 3.6m | 4.6m



Traditional Christmas Tree

Merry Berry



1m tabletop tree



0.6m wreath



Desk Floral



2.7 garland



All trees come with
energy efficient LED lights



Traditional Christmas Tree

Winter Spice



1m tabletop tree



0.6m wreath



Desk Floral



2.7 garland



All trees come with
energy efficient LED lights



Traditional Gold



1m tabletop tree



0.6m wreath



Desk Floral



2.7 garland



All trees come with
energy efficient LED lights



Traditional Christmas Tree

Emerald Eve



1m tabletop tree



0.6m wreath



Desk Floral



2.7m garland



All trees come with
energy efficient LED lights



Traditional Christmas Tree

Royal Cracker



1m tabletop tree



0.6m wreath



Desk Floral



2.7 garland



All trees come with
energy efficient LED lights



Traditional Christmas Tree

Traditional Red & Gold



1m tabletop tree



0.6m wreath



Desk Floral



2.7 garland



All trees come with
energy efficient LED lights



Traditional Christmas Tree

Enchanted



1m tabletop tree



0.6m wreath



Desk Floral



2.7 garland



All trees come with
energy efficient LED lights



Tree Sizing Guide

Our tree sizing guide helps you select the ideal tree to fit your environment, whether it's a small office or a grand lobby. Each size is available in various styles and can be customised with a range of our carefully selected decorations to suit your space. Follow our guide to ensure your tree not only fits your space but also enhances your festive décor.





The perfect finishing touches

Choose from a range of accessories to complement your chosen tree:



Standard Parcels

The Standard parcels are available on request at a charge



Luxury Parcels

Available on request for additional charge



Tree Skirt

The Standard Skirt is available with all trees



Christmas Lighting

Brightening your premises with a shining Christmas light display is easier than ever with reliable light rental from phs Greenleaf.

Unique light displays can be created for interior and exterior environments. phs Greenleaf will design and install your dream Christmas light display. Whether you're looking for a subtle indoor display or an outdoor extravaganza. An expert installation team will provide risk assessments and method statements for all outdoor displays. Ensuring there's nothing for you to worry about.

Make a statement with a unique display

Create an inviting atmosphere with a bespoke Christmas tree design.

If your business is looking to create a more personalised display or maybe you would like to match your corporate branding, **phs** Greenleaf can provide you with a bespoke design for both your interior and exterior environments.

As part of our bespoke service, our team will work with you from the initial concept to the installation. The bespoke team at **phs** Greenleaf are committed and qualified, completing each project with precision to guarantee an inspiring and impressive end result.



'Tis the season of senses

Did you know that studies show that smell is intricately linked to memory and emotion? making it the most potent of all the senses.

Harnessing the power of scent, Sensamist brings you the opportunity to create immersive multisensory experiences that resonate with your customers on an emotional level.

Just like your branding or colour scheme, your signature scents can establish familiarity and ensure your customers remember you.

This year, allow Sensamist to craft an ambiance that captures the very essence of Christmas and give your customers an experience they'll cherish.

Transform your space with the Scent-sational Winter Warmer

Elevate your space and create a cosy atmosphere that's reminiscent of classic Christmas scents with the Limited-Edition Winter Warmer fragrance.

Allow your guests to indulge their senses in the harmonious blend of Baked Cinnamon Apples, creamy Vanilla, and rich Brown Sugar, complemented by delicate notes of Nutmeg.





Reactive or Proactive: The Choice is Yours

Our snow clearing service is tailored to meet your specific needs. You can choose between a reactive approach, where you call us in when snow accumulates to 5cm or when snow fall is imminent.

Or opt for our proactive service, which kicks in when the forecast predicts more than 5cm of snow between 6pm and 6am. We'll send our machines to your site at the right time, ensuring you stay ahead of the bad weather.

Stay one step ahead this Winter with our gritting services

Don't let the cold season catch you off guard. Winter weather can turn your premises into a treacherous ice rink, posing a significant risk to your employees and visitors.

At **phs** Greenleaf, we understand your commitment to safety and your obligation to fulfil your Duty of Care.

That's why we offer tailored gritting services designed to keep your site safe and free from the threat of slips and falls.



p^hs GREENLEAF

p^hs, Block B, Western Industrial Estate,
Caerphilly, CF83 1XH

📞 0800 090 2325

✉️ GreenleafEnquiries@p^hs.co.uk

🌐 p^hsgreenleaf.co.uk

Social Media



[p^hs_greenleaf](#)



[p^hs Greenleaf](#)



Scan to Contact us!

The background is a solid red color. It is decorated with numerous small, white, circular dots of varying sizes, scattered across the entire surface. Interspersed among these dots are several white snowflake icons. The snowflakes are stylized, six-pointed shapes with intricate internal patterns, resembling traditional winter motifs. They are also scattered across the background, adding to the festive, wintry theme.

**We do Christmas.
You do Business.**